



Sunroom Addition Planning Workbook

Want to add a sunroom but not sure where to start? This guide walks you through smart ways to consult with a contractor, select the best materials and styles, and transform your space into a sunroom that fits your lifestyle and budget.



In This Guide, You'll Discover



How to choose the ideal sunroom for your home.




Key features that enhance comfort and efficiency.



Steps and tips to budget for your dream sunroom.

Explore the sections below to guide you through every step of your sunroom addition—from planning and design to choosing materials and bringing your vision to life! Click to dive in and get started.



What's Your Vision for the Perfect Sunroom?

[Learn More →](#)



Which Type of Sunroom is Right for You?

[Learn More →](#)



What Will Your Sunroom Cost Be?

[Learn More →](#)



The Journey to Your Dream Sunroom.

[Learn More →](#)



Company Comparison Worksheet

[Learn More →](#)



Design Your Dream Sunroom: Styles and Materials.

[Learn More →](#)



Make it Yours: Decorating and Personalizing

[Learn More →](#)



Why JSB is Your Perfect Sunroom Partner

[Learn More →](#)



What's Your Vision for the Perfect Sunroom?

A sunroom offers endless possibilities, enhancing your lifestyle and adding value to your home. Here are some popular ways homeowners use their sunrooms:



Relaxation

Create a peaceful retreat filled with natural light.



Entertaining

Host gatherings with friends in a bright, inviting space.



Dining

Enjoy meals with a panoramic view of the outdoors.



Home Office

Work in a calming, sunlit environment.

And More...

When deciding if a sunroom is right for you, consider:



Climate

Choose a three-season or all-season sunroom based on your local weather.



Privacy

Think about surrounding views and whether privacy features like blinds or landscaping are needed.



Views

Maximize your sunroom's potential by placing it where you can enjoy beautiful surroundings.



Natural Light

Brighten your home and boost your mood with sun-filled spaces.



Increased Home Value

Add livable square footage and boost your property's appeal.



More Square Footage

Gain extra space for relaxing, entertaining, or daily living.



Pause & Consider:

How do you envision using your sunroom?

Which Type of Sunroom is Right for You?

Not all sunrooms are the same. Choosing the right type depends on your needs, climate, and how you plan to use the space. Here's a breakdown of the most common sunroom options:

Sunroom Type Comparison



Screen Rooms

Cost: \$\$

Financing: Yes

Weather: Sun, Rain

Protection: Insects

Seasons: Spring, Summer

Vinyl: No

Aluminum: Yes

Wood: Yes

Colors: White, Beige, Brown



Three Season Rooms

Cost: \$\$\$

Financing: Yes

Weather: Sun, Rain

Protection: Insects, Pollen

Seasons: Spring, Summer, Fall

Vinyl: No

Aluminum: Yes

Wood: Yes

Colors: White, Beige, Brown



Four Season Rooms

Cost: \$\$\$\$

Financing: Yes

Weather: Sun, Rain, Snow

Protection: Insects, Pollen

Seasons: Year Round

Vinyl: Yes

Aluminum: No

Wood: Yes

Colors: White, Beige, Brown



Pause & Consider:

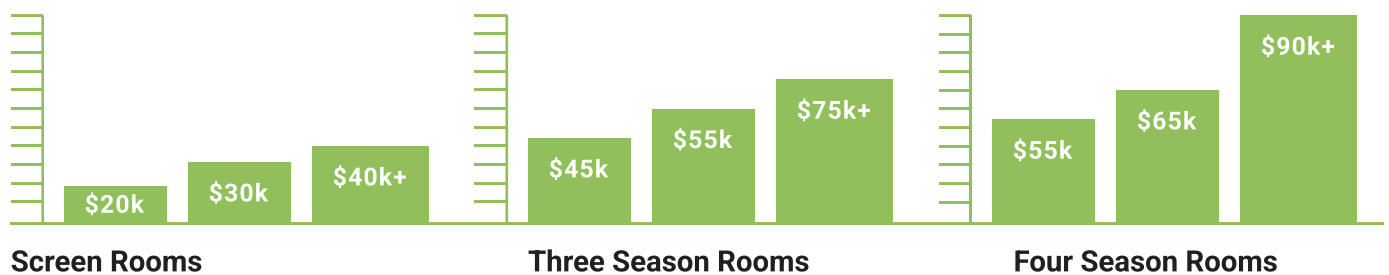
When do you want to be able to use your sunroom?

What Will Your Sunroom Cost?

Creating your dream sunroom starts with a realistic budget. From understanding typical costs to exploring financing options, here's what you need to know:

Setting a Realistic Budget

The prices provided are based on a 12x12 studio sunroom with no existing foundation and no roof tie-in. Every home is unique, and exact project costs will be determined by a design consultant based on your specific needs and space.



Factors Affecting Costs

Several factors influence the total cost of your sunroom project:

Size

Larger sunrooms increase material and labor costs.

Materials

Choices like aluminum, vinyl, or wood impact both cost and durability.

Labor

Contractor costs vary by region and project complexity.

Features

Energy-efficient windows, heating, and cooling add cost but boost comfort and value.

Roof Structure

The roof type affects durability, efficiency, and costs.

Type of Room

A three-season or four-season sunroom affects usage and budget.

Foundation

Building a new foundation adds cost, while using an existing one saves money.

Glass

Double-pane and insulated glass increase costs but improve energy efficiency.

Financing Options

Discover smart ways to make your sunroom project budget-friendly!

Visit our financing page to find the best option for your budget!

[Read Article →](#)

[See Financing →](#)

Tips for Staying on Budget

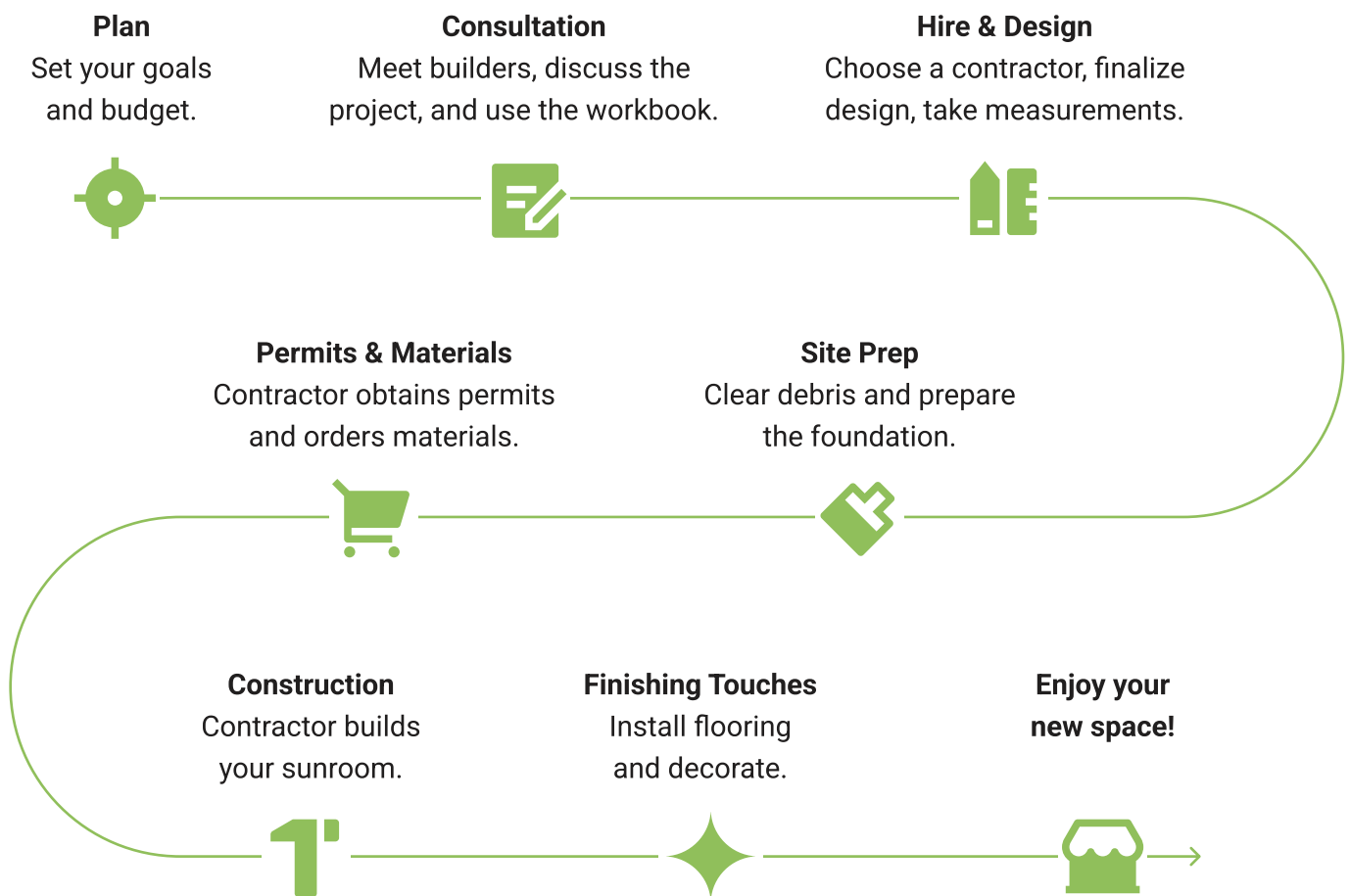
- #1 Get multiple estimates to compare prices and avoid surprises.
- #2 Prioritize features that align with your lifestyle and climate.
- #3 Plan for unexpected expenses, such as site preparation or hidden damage during construction.



Pause & Consider: What's your budget?

The Journey to Your Dream Sunroom.

Bringing your sunroom vision to life starts with a well-defined plan—and the right team. By mapping out each step from the start, you can ensure a smooth, low-stress experience—no surprises, just a clear path to enjoying your new space!



Tips for a Smooth Project

Choose a Contractor:

Look for a contractor with experience in sunroom installations. Check reviews, references, and licenses to ensure reliability.

Communicate Clearly:

Keep open communication with your contractor about timelines, expectations, and any changes.

Prepare Your Space:

Remove furniture, secure pets, and ensure the work area is clear for the installation crew.

Plan for the Unexpected:

Budget for unforeseen issues, such as repairing water damage or structural adjustments.



Company Comparison Worksheet

Choosing the right company is key to a successful sunroom project. Use the guide below to compare your options and make a confident, informed decision.

Key Factors to Consider Before Hiring

- Service**
What services do they offer, and which are not included?
- Liability**
Do they have the necessary licenses and insurance coverage?
- Warranty**
Are their services and products backed, and for how long?
- Financing**
Do they offer financing or payment plans, and what are the terms?
- Availability**
How soon can they start, and how long will the project take?
- Experience**
How many years have they been building sunrooms, and what is their expertise?
- Transparency**
Are their estimates detailed, and do they explain all costs upfront?
- Communication**
How do they handle project updates and homeowner questions?

Company Comparison Chart

Use this chart to compare remodeling companies for your sunroom addition project.

Company	Service	Liability	Warranty	Financing	Availability
JSB Home Solutions	46 Years Experience. Kitchen, Baths, & Sunrooms	\$2M Liability Insurance \$1M Workers Comp.	Manufacturer & Limited Lifetime Craftsmanship Warranties	Low & No Interest Financing Plus Cash, Check or Card Payments	46 Years Experience. Kitchen, Baths, & Sunrooms



Pause & Consider: Do you feel confident, heard, and comfortable with this company?

Design Your Dream Sunroom: Styles and Materials.

Your sunroom's design sets the tone for how it integrates with your home and lifestyle. From roof styles to materials, here's what you need to know to create the perfect space.

Roof Styles



Gable

A classic roof with two slopes meeting at a center beam.

Pros: Timeless design, excellent drainage.

Cons: Slightly higher cost than simpler styles.

Best For: Homes with pitched roofs looking for a cohesive aesthetic.



Studio

A single-slope roof with a modern, minimalist look.

Pros: Budget-friendly, works with various home styles.

Cons: Limited visual impact compared to gable or solarium styles.

Best For: Smaller spaces or contemporary homes.

Material Choices

Aluminum

Room Types: Screen and 3-Season

Pros: Affordable, comfortable in most weather, low maintenance, water-resistant.

Cons: Less energy efficient due to less insulation than other options.

Best For: Budget-conscious home owners

Vinyl

Room Type: 4-Season

Pros: Strong, energy-efficient, easy to maintain, resistant to water damage

Cons: Not the least expensive option, may lack the high-end aesthetic of wood.

Best For: Sleek, contemporary designs in all climates.

Wood

Room Type: All kinds

Pros: Timeless, high-end appeal

Cons: High maintenance and prone to moisture damage

Best For: Luxury homes with traditional architecture.



Pause & Consider:

How important is low-maintenance for your sunroom?

Make it Yours: Decorating and Personalizing Your Sunroom

Your sunroom should reflect your style while being a functional, inviting space for relaxation and enjoyment. Here are some tips to create a sunroom that feels uniquely yours:



Furniture and Layout Ideas

Multi-Purpose Seating: Use sofas or sectionals for lounging, or opt for stylish daybeds that double as guest sleeping spaces.

Flexible Layouts: Incorporate movable furniture like ottomans or small tables to easily adapt the space for entertaining or quiet relaxation.

Dining Nooks: Add a bistro set or a farmhouse table for meals with a view.

Lighting Tips

Natural Light: Maximize sunlight with sheer curtains or blinds that filter light without blocking it entirely.

Accent Lighting: Use table lamps, pendant lights, or string lights to create a warm ambiance in the evening.

Dimmers: Install dimmable lights for versatile lighting control throughout the day.



Plants and Decor

Bring the Outdoors In: Add potted plants, hanging greenery, or small indoor trees to create a seamless connection with the surrounding nature.

Seasonal Touches: Swap out throw pillows, rugs, and decor for seasonal colors and textures.

Personal Touches: Incorporate artwork, books, or family photos to make the space uniquely yours.



Why JSB Home Solutions is Your Perfect Sunroom Partner

When it comes to creating your dream sunroom, you deserve a team that combines expertise, quality, and care. Here's why homeowners trust us:

Our Unique Strengths



Decades of Experience

With years of expertise in sunroom design and installation, we bring your vision to life seamlessly.



Premium Materials

From energy-efficient glass to durable frames, we use the highest quality materials to ensure longevity and beauty.



Comprehensive Warranty

Enjoy peace of mind with our extensive warranties that cover materials and workmanship.

What Our Customers Say



"We couldn't be happier with our new sunroom! The team was professional, and the quality exceeded our expectations. We now have a space we love year-round!"

– Jane D., Satisfied Homeowner



"The installation process was smooth and stress-free. Our sunroom has become the heart of our home!"

– Mark R., Happy Customer





We're Here to Help Make Your Remodeling Experience Exceptional.

At JSB Home Solutions, your satisfaction is our priority. We understand that remodeling your home is a significant decision, and we are here to support you every step of the way. If you have any questions or need further information, our team is just a call or click away.

Contact Us Today

[Get in Touch →](#)



JSB Home Solutions | info@jsbhomesolutions.com | 614.245.2972 | 202 Winchester Cemetery Road, Canal Winchester, OH 43110